

# Long Block Assemblies & Engine Blocks

Complete Assemblies , Long Block Packages , Cylinder Blocks...

OEM Quality Complete



## Long Blocks

PT. 3905376LB  
4BT INDUSTRIAL

PT. 3960330V  
6BT ROTARY

PT. 3960330A  
6BT A-INLINE

PT. 3960330AA  
6BTAA 220 HP

PT. 3960330P  
6BT P-INLINE

PT. 3960330M1  
6BTA 300HP MARINE

PT. 3960330M2  
6BTA 330HP MARINE

PT. 3939313LB  
6CTA 240 HP

PT. 3801592LB  
NTA855 - M350 - 350HP

PT. 3811921LB  
KTA19 - M500 - 500HP

## OTHER AVAILABLE LONG BLOCKS

<b>NT855</b>	<b>KT19</b>	<b>KT38</b>
M 240	M 425	M 800
M 270	M 470	M 850
M 300	M 500	M 900


<b>NTA855</b>	<b>KTA19</b>	<b>KTA38</b>
M 350	M 550	M 1000
M 360	M 600	M 1100
M 400	M 640	M 700

<b>KTA38</b>	<b>KTA50</b>
M 2 - 1200	M 1 - 1600 HP
M 2 - 1300	M 2 - 1800 HP


## CYLINDER BLOCKS

PT. 3903796	4BTA
PT. 3903797	6BTA
PT. 3939313	6CTALATE
PT. 3801592	NTA855
PT. 3811921	KTA19
PT. 3935937	6BT STORM

Your No1 Source for Cummins - Komatsu - Detroit Diesel Engine Parts Since 1973...




4BTA LONG BLOCK




KTA19 BLOCK

Manufactured to the same quality specifications as the original manufacturer.




6BTA BLOCK

Our Long Blocks are Complete Assemblies..



6CTA LONG BLOCK



6BTA LONG BLOCK

PTC Long Blocks include,

Flywheel Housing,  
Valve Covers,  
Gear Housings,  
Oil Pans,  
Push Rod Covers,  
Fuel Transfer Pumps,  
Water Pumps...

All original equipment manufacturer names, designations, colors and part numbers are used for identification purposes only. We are not implying that any of our parts are original equipment.

## Marine and Industrial Complete Long Block Assemblies & Engine Blocks for Cummins

Please Contact Your Nearest PTC Distributor or Dealer for more information..

**PTC POWER - USA**

2822 Juniper Street Fairfax, VA 22031 USA

sales@ptcpower.com

Ph:703-641-0400 Fax:703-641-0021